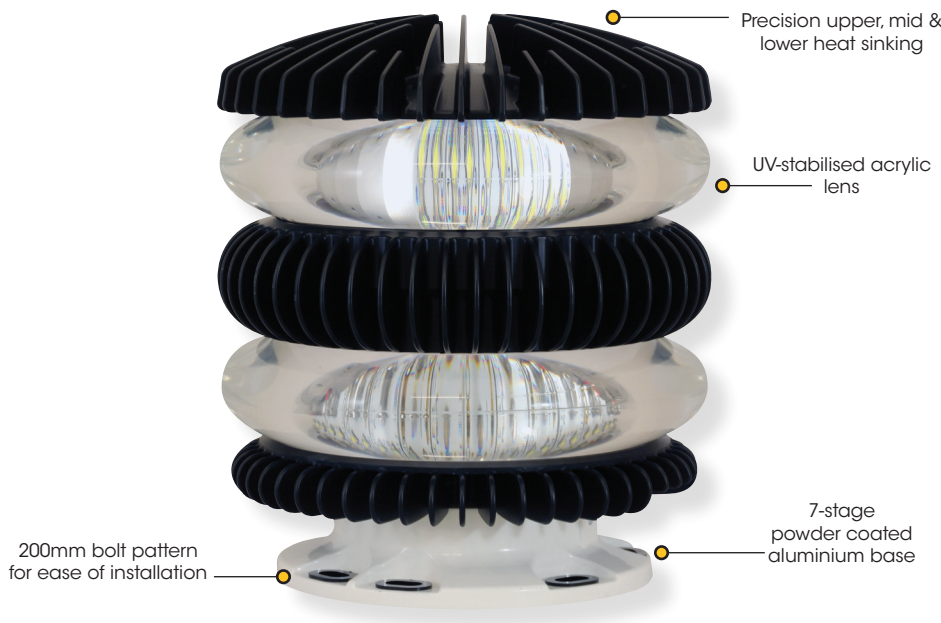
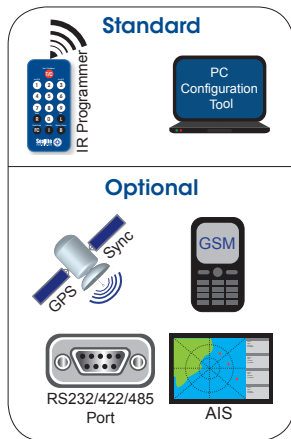


18-19NM Long Range Lantern

SL-300 Series — SL-300-2D5-2



The Sealite Advantage

- Over 93,000cd luminous intensity white
- Compact two tier lantern up to 19NM visible range
- PC or IR Programmer for setup, diagnostic & testing
- Internal or external photocell options
- User configurable day/night lux levels
- Advanced remote monitoring features
- Wide operating voltage range 20 - 58VDC
- Internal data-logging for long term retention of key operational parameters & alarm conditions
- General purpose inputs (two) & outputs (two)

The SL-300-2D5-2 is an 18 to 19NM long range marine lantern with 2.5 degree vertical distribution, suitable for a range of applications.

Small Form Factor

The two tier SL-300-2D5-2 offers multiple intensity adjustments to over 93,000cd luminous intensity - providing high levels of efficiency, minimal wind loading, and delivering significant advantages over larger assemblies.

Advanced Thermal Management

The SL-300-2D5-2 features precision lower, mid and upper heat sinking. The custom designed heat sinks are interconnected, and designed to maintain an appropriate LED temperature across a wide range of duty cycles, enabling the lanterns to run efficiently whilst maintaining a compact size.

Advanced PC or IR Programming

Sealite's convenient PC Configuration Tool or IR programmer allows a host of features to be user set including:

- Multiple intensity settings
- 310 flash settings including custom character
- Automatic effective intensity adjustment
- Adjustable on/off lux levels
- Low battery threshold
- GPS synchronisation offset
- Alarm conditions

Optional GPS Synchronisation

For flash synchronisation of lanterns a GPS module may be fitted.

Multiple general purpose inputs and outputs allow for hardwire synchronisation and main/standby lantern configurations.

Optional GSM Monitoring & Control

The SL-300-2D5-2 lantern may also be fitted with a GSM module for monitoring and control - enabling users to access real-time diagnostic data and change lantern settings via cell-phone.

Optional Type 1 or Type 3 AIS

The SL-300-2D5-2 lantern is available with a class-leading integrated, low-powered Type 1 or Type 3 AIS. When fitted, the AIS is encapsulated within the body of the SL-300-2D5-2 to maintain the weatherproof integrity.



Precision upper heat sink



Shown with optional GPS antenna

SPECIFICATIONS* *

SL-300-2D5-2

Light Characteristics

Light Source
Available Colours
Maximum Luminous Intensity (cd) †
Visible Range (NM)

Horizontal Output (degrees)
Vertical Divergence (degrees)
Available Flash Characteristics
Intensity Adjustments
LED Life Expectancy (hours)

Electrical Characteristics

Average Power (W)
Circuit Protection
Nominal Voltage (VDC)
Temperature Range

Physical Characteristics

Body Material
Lens Material
Lens Diameter (mm/inches)
Lens Design
Mounting
Height (mm/inches)
Width (mm/inches)
Mass (kg/lbs)
Product Life Expectancy

Environmental Standards

Shock

Vibration
Immersion
Salt Fog
Ice Loading
Wind Exposure
Hail Impact
Humidity
Driving Rain

Certifications

CE & Electrical

IALA
Quality Assurance
Waterproof

Intellectual Property

Trademarks

Warranty *

Options Available

High efficiency LEDs
White. Other colours available on request
White - 93,400
AT @ 0.74: 18-19
AT @ 0.85: 27.8-29.6
0° - 360°
>2.5
Up to 310 including 256 IALA recommended, & 1 custom
User adjustable
>100,000

Variable up to 264W
Polarity protected
24-48
-40 to 80°C

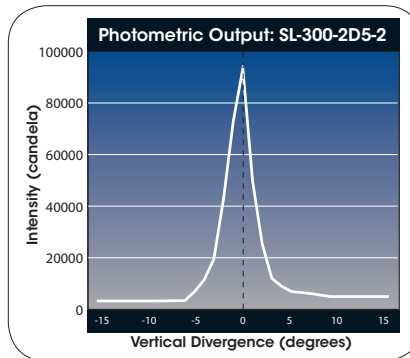
7-stage powder-coated aluminium
UV-stabilised acrylic
298 / 11¾
Multiple LED optic
3 & 4 hole 200mm bolt pattern
342 / 13½
298 / 11¾
18 / 39¼
Up to 12 years

MIL-STD-202G Test Condition H, Method 213B 30G vertical and 35G horizontal shock
MIL-STD-202G, Test Condition B, Method 204D 5G in all axes
MIL-STD-202G, Method 104A
Rated to withstand continuous exposure to salt water and spray
Rated to withstand 22kg/m²
Rated to withstand 140knots
Rated to withstand 25mm diameter ice ball impact at 20m/s
0 - 100%, condensing
at 45° from vertical

FCC Part 15 Rules & ICES-003.
EN61000-6-1: 2007 (IEC61000-6-1:2005) Part 6-1 Immunity.
EN61000-6-3: 2007 (IEC61000-6-3: 2006) Electromagnetic compatibility (EMC) - Part 6-3 Emission.
IEC61000-4-2: 2008 Ed 2 Part 4-2 Electrostatic discharge immunity test Level 4.
IEC61000-4-3: 2010 Ed 3.2 Part 4-3. Radiated, radio-frequency, electromagnetic field immunity.
IEC61000-4-6: 2008 Ed3. Electromagnetic compatibility (EMC) - Part 4-6 Immunity.
Signal colours compliant to IALA E-200-1
ISO9001:2008
IP68

SEALITE® is a registered trademark of Sealite Pty Ltd
3 years

- GPS Synchronisation
- AIS Type 1 or Type 3
- GSM Monitoring & Control System
- RS232/422/485 Port
- General purpose inputs (2) & outputs (2)
- Variety of solar/battery configurations
- Bird deterrent spikes
- Serial programming cable



Optical Performance	
Maximum luminous intensity (cd)	
WHITE	
93,400	



• Specifications subject to change or variation without notice
* Subject to standard terms and conditions
† Intensity setting subject to solar availability

